

Checking Out and Reading Books with Your Kindle WiFi


On a computer, go to the Rancho Mirage Library homepage at www.ranchoiragelibrary.org

Click on the link in the center of the website for eBooks and audiobooks.



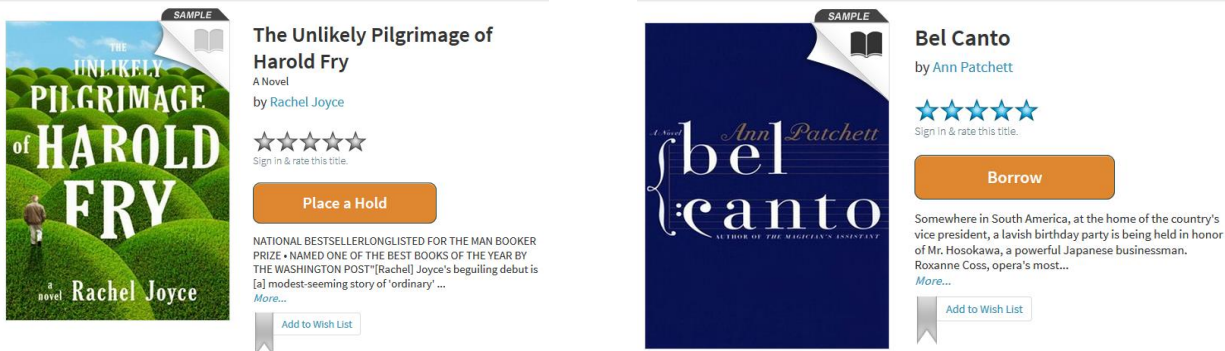
You will have several options for searching the eCatalog. The easiest ways to get started are to either:

Browse the Collections, or perform a search (title, author, subject...just type it in and hit enter).



You can also perform an advanced search, or scroll down a bit and see some of the new options – you will see sections for new items, trending (popular) items, and browsing.

Once you have selected a title, you will be given the opportunity to **borrow** the book or to **place a hold** on the book.



If Place a Hold is the option listed, this means that the book is currently in use by another patron. You can add your name to the hold list, and you will be notified when the book is ready for download.

If Borrow is listed, then you can check out, download, and begin reading the book immediately.

After clicking on the Borrow button, you will be asked for your library card number as well as your pin. The default pin is the last 5 digits of your card.



CITY OF RANCHO MIRAGE PUBLIC LIBRARY

Enter your Library card number and PIN to sign in.

Library card number

PIN

Remember my login information on this device.

You can select to have your information remembered on the device so that you do not need to refer to your card each time you check out.

Bookshelf

Note: Once you select a format, you may only be able to return the title via the software.



Download
(Select one format)

Expires: Apr 25 2013
2:20PM

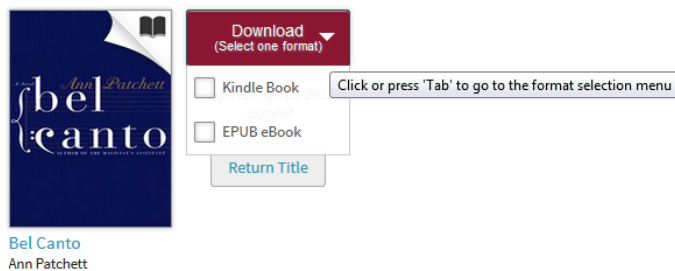
Bel Canto
Ann Patchett

You will then see a button for downloading.

Click on the button, and you will see the formats that are available.

Bookshelf

Note: Once you select a format, you may only be able to return the title via the software.



Download
(Select one format)

Kindle Book

EPUB eBook

Bel Canto
Ann Patchett

Click or press 'Tab' to go to the format selection menu

Bookshelf

Note: Once you select a format, you may only be able to return the title via the software.



Download
(Select one format)

Kindle Book

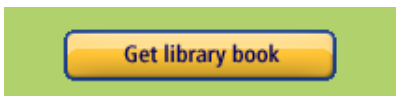
EPUB eBook

Bel Canto
Ann Patchett

Confirm & Download Kindle Book

As a kindle user, select the Kindle Book, and then click on Confirm & Download.

You now have the book checked out from the library. The last step is to download it through Amazon. You will be automatically directed to their website. You will see a button off to the right side of the screen.



Click on the button. If you are not already logged in to your Amazon account, you will be asked to log in, and to select your device.

You should then see this message:

Thanks,

Your digital library book will be delivered to Your Kindle. Your Kindle will download your book the next time it connects to Wi-Fi. If you would like to manage your digital titles, go to [Manage Your Kindle](#).

Make sure your Kindle is turned on and that you are signed into a wireless network (WiFi). The book should automatically transfer and download to the Kindle, and will show up towards the top of your list of Kindle contents. If it does not show up, try syncing your Kindle.

Happy Reading!